

## SUMMARY OF THE SURVEY RESULTS

With a very good response rate (60%) and therefore low margin of error, the survey concludes that the following represents the majority opinion of the community.

### Amenities

Safety on the A537 is a serious concern and the provision of speed reductions or traffic calming along with improved junctions should be considered.

There is no strong desire for other amenities such as allotments, woodland walks, village shop or a community store.

There is no majority support for development in exchange for amenity, therefore action with regard to the A537 should be taken independently of any development.

### Housing need

There is a clear majority objection to the development of affordable homes, retirement bungalows and in particular, large executive housing. At 56%, the objection to development of new family homes is borderline given the margin of error.

There is no significant support for any particular type of housing but family homes would likely receive fewer objections than other types of housing.

### Appetite for Development

There is only minority support for development of more than 25 houses over the next 10 years. Below this number however, opinion is divided equally between keeping the number below 10 and allowing up to 25 homes. If a development was proposed, the majority (52%) of residents would like to see it spread out whilst a minority (36%) would like it concentrated in one area. 12% of residents did not offer an opinion.

The majority of the population supports the protection of the greenbelt and has stated that they like the village as it is and are not in support of additional development (61%).

### Support for Grouse Farm and Ollerton Nursery developments

By a small margin, the Ollerton Nursery site is considered preferable to Grouse Farm but there is no support for either of these proposals. The vast majority (76%) is opposed to giving either proposal any further consideration.

## OLLERTON WITH MARTHALL PARISH COUNCIL

Clerk - Liz McGrath  
Telephone - 01565 722762

Chairman - Robert Weston  
Vice Chairman - Alan Street

## VILLAGE DEVELOPMENT SURVEY 2013

Dear Resident

Ollerton with Marthall Parish Council is pleased to inform you that the village development survey conducted in Autumn 2013 is now complete. Enclosed are the results of the questionnaire that was distributed to all households, from which we received 146 responses out of a possible 245.

All the responses to the key questions have been included and as you can see, there is certainly some spread of opinion but with a general consensus in favour of only minimal development.

Pages 1 to 7 contain charts detailing the response to each of the key questions and page 8 provides a summary of the findings.

Thank you to everyone who took the time to complete and return the questionnaire. With a response rate of 60%, we can be assured that the views expressed are truly representative of our villages.

Whilst 61% of residents would prefer no development and 76% of residents are against the current proposals, the survey results imply that if planning applications (with or without some amenity advantage) were made over the next 10 years, about half (51%) may be expected to support up to 25 houses in total with the other half (48%) preferring to keep this number below 10.

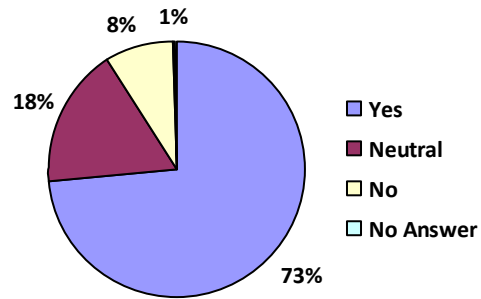
There is a desire that development should be spread throughout the Parish which indicates that any proposal for more than a handful of houses in the same location would not gain majority support.

The parish would not support any proposal for development of more than 25 houses in total over the next 10 years.

Robert Weston  
Ollerton with Marthall Parish Council

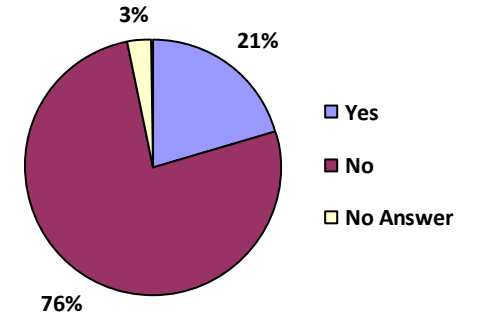
**Would you like to see traffic calming / speed reduction along the A537?**

| Answer    | Response | %   |
|-----------|----------|-----|
| Yes       | 107      | 73% |
| Neutral   | 26       | 18% |
| No        | 12       | 8%  |
| No Answer | 1        | 1%  |



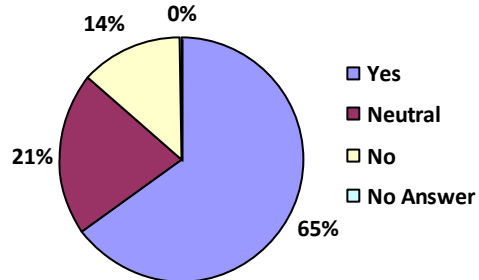
**Should either of the current proposals be given further consideration?**

| Answer    | Response | %   |
|-----------|----------|-----|
| Yes       | 30       | 21% |
| No        | 111      | 76% |
| No Answer | 5        | 3%  |



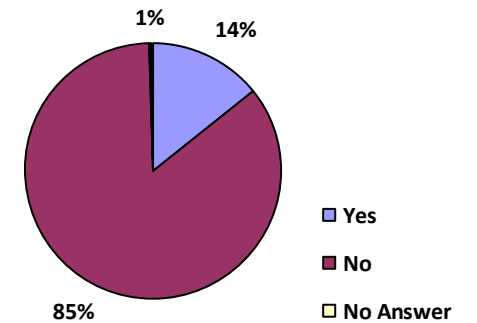
**Would you like to see improved junctions with the A537?**

| Answer    | Response | %   |
|-----------|----------|-----|
| Yes       | 95       | 65% |
| Neutral   | 31       | 21% |
| No        | 20       | 14% |
| No Answer | 0        | 0%  |



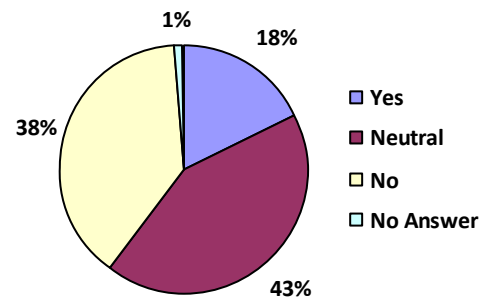
**Are you in favour of the Grouse Farm proposal being given further consideration?**

| Answer    | Response | %   |
|-----------|----------|-----|
| Yes       | 21       | 14% |
| No        | 124      | 85% |
| No Answer | 1        | 1%  |



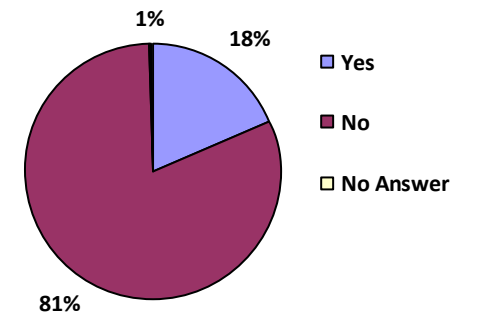
**Would you like allotments?**

| Answer    | Response | %   |
|-----------|----------|-----|
| Yes       | 26       | 18% |
| Neutral   | 62       | 43% |
| No        | 56       | 38% |
| No Answer | 2        | 1%  |



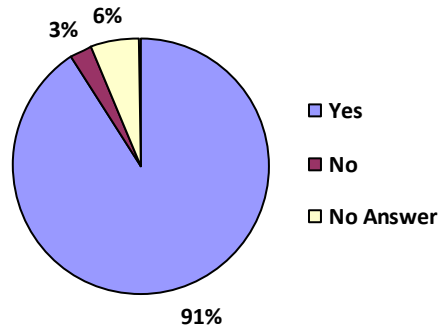
**Are you in favour of the Ollerton Nursery proposal being given further consideration?**

| Answer    | Response | %   |
|-----------|----------|-----|
| Yes       | 27       | 18% |
| No        | 118      | 81% |
| No Answer | 1        | 1%  |



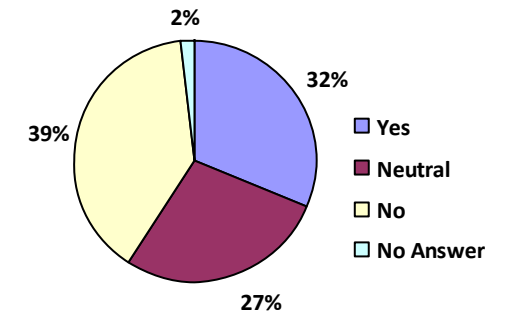
**Do you think the Green Belt should be protected?**

| Answer    | Response | %   |
|-----------|----------|-----|
| Yes       | 133      | 91% |
| No        | 4        | 3%  |
| No Answer | 9        | 6%  |



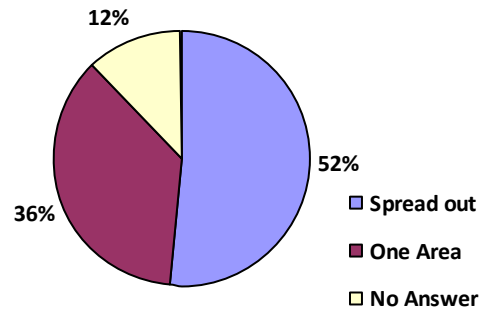
**Would you like additional community open space / woodland walks?**

| Answer    | Response | %   |
|-----------|----------|-----|
| Yes       | 46       | 32% |
| Neutral   | 40       | 27% |
| No        | 57       | 39% |
| No Answer | 3        | 2%  |



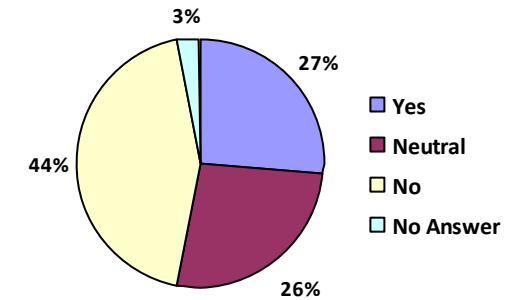
**If some development is to take place, would you prefer the housing to be spread through the parish or concentrated in one area?**

| Answer     | Response | %   |
|------------|----------|-----|
| Spread Out | 75       | 52% |
| One Area   | 53       | 36% |
| No Answer  | 18       | 12% |



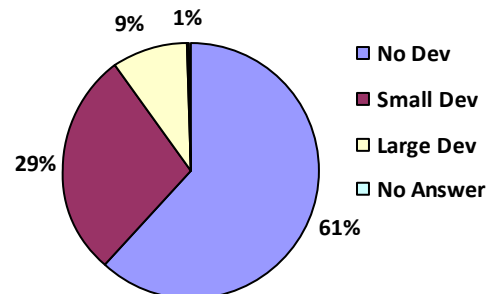
**Would you like a community store?**

| Answer    | Response | %   |
|-----------|----------|-----|
| Yes       | 39       | 27% |
| Neutral   | 38       | 26% |
| No        | 65       | 44% |
| No Answer | 4        | 3%  |



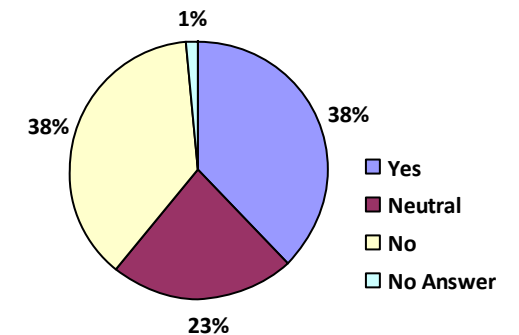
**Which of the statements below most accurately summarises your opinion on development in the parish in general?**

| Answer            | Response | %   |
|-------------------|----------|-----|
| No Development    | 90       | 61% |
| Small Development | 42       | 29% |
| Large Development | 13       | 9%  |
| No Answer         | 1        | 1%  |



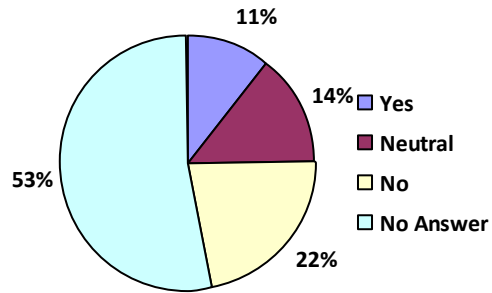
**Would you like a village shop?**

| Answer    | Response | %   |
|-----------|----------|-----|
| Yes       | 55       | 38% |
| Neutral   | 34       | 23% |
| No        | 55       | 38% |
| No Answer | 2        | 1%  |



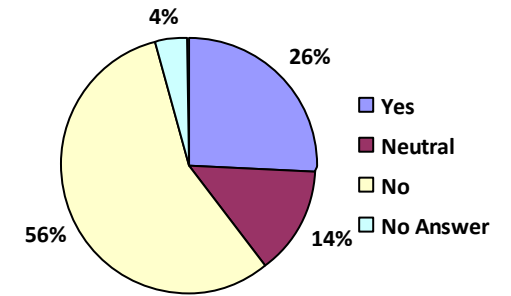
**Would you like to see anything else (other)?**

| Answer    | Response | %   |
|-----------|----------|-----|
| Yes       | 16       | 11% |
| Neutral   | 20       | 14% |
| No        | 32       | 22% |
| No Answer | 78       | 53% |



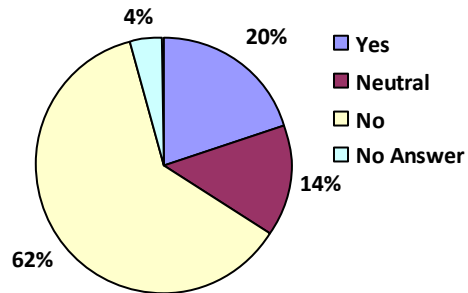
**Would you like to see construction of Family Homes?**

| Answer    | Response | %   |
|-----------|----------|-----|
| Yes       | 38       | 26% |
| Neutral   | 20       | 14% |
| No        | 82       | 56% |
| No Answer | 6        | 4%  |



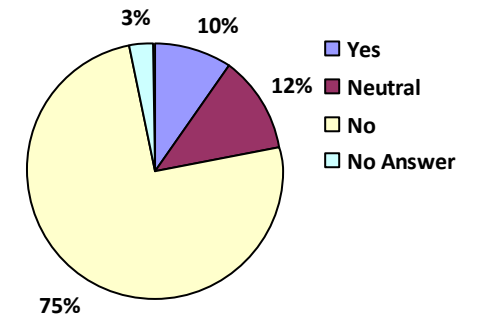
**Would you like to see construction of Retirement Bungalows?**

| Answer    | Response | %   |
|-----------|----------|-----|
| Yes       | 29       | 20% |
| Neutral   | 21       | 14% |
| No        | 90       | 62% |
| No Answer | 6        | 4%  |



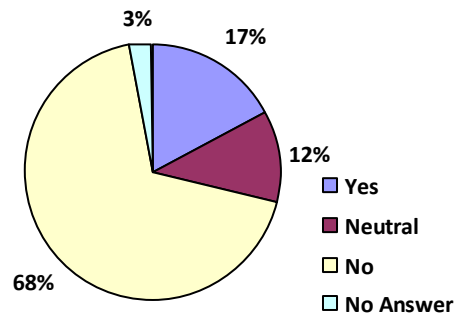
**Would you like to see construction of Large Executive Homes?**

| Answer    | Response | %   |
|-----------|----------|-----|
| Yes       | 14       | 10% |
| Neutral   | 18       | 12% |
| No        | 109      | 75% |
| No Answer | 5        | 3%  |



**Would you like to see construction of Affordable Housing?**

| Answer    | Response | %   |
|-----------|----------|-----|
| Yes       | 25       | 17% |
| Neutral   | 17       | 12% |
| No        | 100      | 68% |
| No Answer | 4        | 3%  |



**Your view on the total number of properties that should be permitted in the parish over the next 10 years?**

| Answer        | Response | %   |
|---------------|----------|-----|
| Less than 10  | 71       | 48% |
| 10 to 25      | 33       | 23% |
| 25 to 50      | 19       | 13% |
| 50 to 100     | 14       | 10% |
| 100 to 200    | 4        | 3%  |
| More than 200 | 3        | 2%  |
| No Answer     | 2        | 1%  |

